


Table I - Summary Statement holding of specified securities as on 30/09/2018

| KAMARHATTY COMPANY LTD | | | | | | | | | | | | | | | | | | |
|--|--------------------------------|----------------------------|--|--|---|--|---|---|------------|---------|-------------------------|---|---|----------------------------------|---------------------------------|---|---------------------------------|---|
| Table I - Summary Statement holding of specified securities as on 30/09/2018 | | | | | | | | | | | | | | | | | | |
| Category (I) | Category of shareholder (II) | Nos. of shareholders (III) | No. of fully paid up equity shares held (IV) | No. of Partly paid-up equity shares held (V) | No. of shares underlying Depository Receipts (VI) | Total nos. shares held (VII)=(IV)+(V)+(VI) | Shareholding as a % of total no. of shares (calculated as per SCRR, 1957) (VIII) As a % of (A+B+C2) | Number of Voting Rights held in each class of securities (IX) | | | | No of shares Underlying outstanding convertible securities (including Warrants) (X) | Shareholding as a % assuming full conversion of convertible securities (as a percentage of diluted share capital) (XI)=(VII)+(X) As a % of (A+B+C2) | Number of Locked in shares (XII) | | Number of shares pledged or otherwise encumbered (XIII) | | Number of equity shares held in dematerialized form (XIV) |
| | | | | | | | | No of Voting Rights | | | Total as a % of (A+B+C) | | | No. (a) | As a % of total shares held (b) | No. (a) | As a % of total shares held (b) | |
| | | | | | | | | Class eg:x | Class eg:y | Total | | | | | | | | |
| (A) | Promoter & Promoter group | 13 | 3128570 | 0 | 0 | 3128570 | 55.6982 | 3128570 | 0 | 3128570 | 55.6982 | 0 | 55.6982 | 0 | 0.0000 | 0 | 0.0000 | 1409470 |
| (B) | Public | 835 | 2488430 | 0 | 0 | 2488430 | 44.3018 | 2488430 | 0 | 2488430 | 44.3018 | 0 | 44.3018 | 0 | 0.0000 | NA | | 968813 |
| (C) | Non Promoter - Non Public | | | | | | | | | | | | | | | NA | | |
| (C1) | Shares underlying DRs | | | | | | NA | | | | | | | | | NA | | |
| (C2) | Shares held by Employee Trusts | | | | | | | | | | | | | | | NA | | |
| | Total | 848 | 5617000 | 0 | 0 | 5617000 | 100.0000 | 5617000 | 0 | 5617000 | 100.0000 | 0 | 100.0000 | 0 | | | | 2378283 |




| | Category & Name of the Shareholders (I) | PAN | (II) | Nos. of shareholders (III) | No. of fully paid up equity shares held (IV) | Partly paid-up equity shares held (V) | Nos. of shares underlying Depository Receipts (VI) | Total nos. shares held (VII)=(IV)+(V)+(VI) | Shareholding % calculated as per SCRR, 1957) As a % of (A+B+C2) (VIII) | Number of Voting Rights held in each class of securities (IX) | | | No of shares Underlying outstanding convertible securities (including Warrants) (X) | Shareholding as a % assuming full conversion of convertible securities (as a percentage of diluted share capital) (XI)=(VII)+(X) As a % of A+B+C2) | Number of Locked in shares (XII) | | Number of shares pledged or otherwise encumbered (XIII) | | Number equity shares held in dematerialized form (XIV) | |
|-----|---|------------|------|----------------------------|--|---------------------------------------|--|--|--|---|---------|---------|---|--|----------------------------------|---------------------------------|---|---------------------------------|--|------|
| | | | | | | | | | | No of Voting Rights | | | | | No. (a) | As a % of total shares held (b) | No. (a) | As a % of total shares held (b) | | |
| | | | | | | | | | | Class x | Class y | Total | | | | | | | | |
| (1) | Indian | | | | | | | | | | | | | | | | | | | |
| (a) | Individuals/Hindu undivided Family | | | 5 | 1409470 | 0 | 0 | 1409470 | 25.0929 | 1409470 | 0 | 1409470 | 25.0929 | 0 | 25.0929 | 0 | 0.0000 | 0 | 0.0000 | 1409 |
| | SHAKUNTALA DEVI AGARWAL | AFRPA0084L | | 1 | 709980 | 0 | 0 | 709980 | 12.6398 | 709980 | 0 | 709980 | 12.6398 | 0 | 12.6398 | 0 | 0.0000 | 0 | 0.0000 | 709 |
| | SUSHANT KUMAR AGARWAL | AFRPA9495B | | 1 | 286000 | 0 | 0 | 286000 | 5.0917 | 286000 | 0 | 286000 | 5.0917 | 0 | 5.0917 | 0 | 0.0000 | 0 | 0.0000 | 286 |
| | KALPANA AGARWAL | AFRPA9502K | | 1 | 247490 | 0 | 0 | 247490 | 4.4061 | 247490 | 0 | 247490 | 4.4061 | 0 | 4.4061 | 0 | 0.0000 | 0 | 0.0000 | 247 |
| | Sushant Kumar Agarwal | AAMHS1766H | | 1 | 84000 | 0 | 0 | 84000 | 1.4955 | 84000 | 0 | 84000 | 1.4955 | 0 | 1.4955 | 0 | 0.0000 | 0 | 0.0000 | 84 |
| | Badri Prasad Agarwal | AAFHB1819M | | 1 | 82000 | 0 | 0 | 82000 | 1.4599 | 82000 | 0 | 82000 | 1.4599 | 0 | 1.4599 | 0 | 0.0000 | 0 | 0.0000 | 82 |
| (b) | Central Government/State Government(s) | | | | | | | | | | | | | | | | | | | |
| (c) | Financial Institutions/Banks | | | | | | | | | | | | | | | | | | | |
| (d) | Any Other (specify) | | | | | | | | | | | | | | | | | | | |
| | Bodies Corporate | | | 8 | 1719100 | 0 | 0 | 1719100 | 30.6053 | 1719100 | 0 | 1719100 | 30.6053 | 0 | 30.6053 | 0 | 0.0000 | 0 | 0.0000 | |
| | ECHOLAC TREXIM LTD | | | 1 | 500000 | 0 | 0 | 500000 | 8.9015 | 500000 | 0 | 500000 | 8.9015 | 0 | 8.9015 | 0 | 0.0000 | 0 | 0.0000 | |
| | TORNADO CONSULTANTS LTD | | | 1 | 485000 | 0 | 0 | 485000 | 8.6345 | 485000 | 0 | 485000 | 8.6345 | 0 | 8.6345 | 0 | 0.0000 | 0 | 0.0000 | |
| | NIRMAYA INVESTMENT & DEALERS LTD | AAACN9036G | | 1 | 225000 | 0 | 0 | 225000 | 4.0057 | 225000 | 0 | 225000 | 4.0057 | 0 | 4.0057 | 0 | 0.0000 | 0 | 0.0000 | |
| | TORNADO CONSULTANTS LTD | | | 1 | 200000 | 0 | 0 | 200000 | 3.5606 | 200000 | 0 | 200000 | 3.5606 | 0 | 3.5606 | 0 | 0.0000 | 0 | 0.0000 | |
| | TORNADO CONSULTANTS LTD | | | 1 | 150000 | 0 | 0 | 150000 | 2.6705 | 150000 | 0 | 150000 | 2.6705 | 0 | 2.6705 | 0 | 0.0000 | 0 | 0.0000 | |
| | ANNAPURNA COMMERCIAL CO LTD | | | 1 | 93000 | 0 | 0 | 93000 | 1.6557 | 93000 | 0 | 93000 | 1.6557 | 0 | 1.6557 | 0 | 0.0000 | 0 | 0.0000 | |
| | NIRAMAYA INVESTMENT & DEALERS LTD | | | 1 | 49100 | 0 | 0 | 49100 | 0.8741 | 49100 | 0 | 49100 | 0.8741 | 0 | 0.8741 | 0 | 0.0000 | 0 | 0.0000 | |
| | NIRAMAYA INVESTMENT & DEALERS LTD | | | 1 | 17000 | 0 | 0 | 17000 | 0.3027 | 17000 | 0 | 17000 | 0.3027 | 0 | 0.3027 | 0 | 0.0000 | 0 | 0.0000 | |
| | Sub Total | | | 13 | 3128570 | 0 | 0 | 3128570 | 55.6982 | 3128570 | 0 | 3128570 | 55.6982 | 0 | 55.6982 | 0 | 0.0000 | 0 | 0.0000 | 1409 |
| (2) | Foreign | | | | | | | | | | | | | | | | | | | |
| (a) | Individuals (Non-Resident Individuals/Foreign Individuals) | | | | | | | | | | | | | | | | | | | |
| (b) | Government | | | | | | | | | | | | | | | | | | | |
| (c) | Institutions | | | | | | | | | | | | | | | | | | | |
| (d) | Foreign Portfolio Investor | | | | | | | | | | | | | | | | | | | |
| (e) | Any Other (specify) | | | | | | | | | | | | | | | | | | | |
| | Sub Total | | | 0 | 0 | 0 | 0 | 0 | 0.0000 | 0 | 0 | 0 | 0.0000 | 0 | 0.0000 | 0 | 0.0000 | 0 | 0.0000 | |
| | Total Shareholding of Promoter and Promoter Group (A)=(A)(1)+(A)(2) | | | 13 | 3128570 | 0 | 0 | 3128570 | 55.6982 | 3128570 | 0 | 3128570 | 55.6982 | 0 | 55.6982 | 0 | 0.0000 | 0 | 0.0000 | 1409 |



| | Category & Name of the Shareholders (I) | PAN (II) | Nos. of sharehold-ers (III) | No. of fully paid up equity shares held (IV) | Partly paid-up equity shares held (V) | Nos. of shares underlying Depository Receipts (VI) | Total nos. shares held (VII)=(IV)+(V)+(VI) | Sharehol- ding % calculate d as per SCRR, 1957) As a % of (A+B+C2) (VIII) | Number of Voting Rights held in each class of securities (IX) | | | No of shares Underlying outstanding convertible securities (including Warrants) (X) | Shareholding as a % assuming full conversion of convertible securities (as a percentage of diluted share capital) (XI)=(VII)+(X) As a % of A+B+C2) | Number of Locked in shares (XII) | | Nu. sha- pledg- ed otherwise encumbered (XIII) | | Numbe equity shares held in demate- rialized fo- (XIV) | |
|-----|---|------------|-----------------------------|--|---------------------------------------|--|--|--|---|---------|---------|---|--|-------------------------------------|---------|--|---------------------------|--|---|
| | | | | | | | | | No of Voting Rights | | | | | Total as a % of Total Voting rights | No. (a) | As a % of total shares held (b) | No. (Not appli cable) (a) | | As a % of total shares held (Not applica ble) (b) |
| | | | | | | | | | Class x | Class y | Total | | | | | | | | |
| (1) | Institutions | | | | | | | | | | | | | | | | | | |
| (a) | Mutual Funds / UTI | | | | | | | | | | | | | | | | | | |
| (b) | Venture Capital Funds | | | | | | | | | | | | | | | | | | |
| (c) | Alternate Investment Funds | | | | | | | | | | | | | | | | | | |
| (d) | Foreign Venture Capital Investors | | | | | | | | | | | | | | | | | | |
| (e) | Foreign Portfolio Investors | | | | | | | | | | | | | | | | | | |
| (f) | Financial Institutions / Banks | | 13 | 4670 | 0 | 0 | 4670 | 0.0831 | 4670 | 0 | 4670 | 0.0831 | 0 | 0.0831 | 0 | 0.0000 | NA | | |
| (g) | Insurance Companies | | | | | | | | | | | | | | | | | | |
| (h) | Provident Funds / Pension Funds | | | | | | | | | | | | | | | | | | |
| (i) | Any Other (specify) | | | | | | | | | | | | | | | | | | |
| | Sub Total | | 13 | 4670 | 0 | 0 | 4670 | 0.0831 | 4670 | 0 | 4670 | 0.0831 | 0 | 0.0831 | 0 | 0.0000 | NA | | |
| (2) | Central Government / State Government(s) / President of India | | | | | | | | | | | | | | | | | | |
| (3) | Non-Institutions | | | | | | | | | | | | | | | | | | |
| (a) | Individuals- | | | | | | | | | | | | | | | | | | |
| | i. Individual shareholders holding nominal share capital upto Rs.2 lakhs | | 779 | 144491 | 0 | 0 | 144491 | 2.5724 | 144491 | 0 | 144491 | 2.5724 | 0 | 2.5724 | 0 | 0.0000 | NA | 19 | |
| | ii. Individual shareholders holding nominal share capital in excess of Rs.2 lakhs | | 12 | 1509150 | 0 | 0 | 1509150 | 26.8675 | 1509150 | 0 | 1509150 | 26.8675 | 0 | 26.8675 | 0 | 0.0000 | NA | 948 | |
| | HITESH KUMAR AGARWAL | ACGPA0366D | 1 | 247000 | 0 | 0 | 247000 | 4.3974 | 247000 | 0 | 247000 | 4.3974 | 0 | 4.3974 | 0 | 0.0000 | NA | 247 | |
| | VIRENDRA KUMAR NAHATA | ABPPN3617G | 1 | 228000 | 0 | 0 | 228000 | 4.0591 | 228000 | 0 | 228000 | 4.0591 | 0 | 4.0591 | 0 | 0.0000 | NA | 177 | |
| | HARSH NAHATA | ACWPN3561D | 1 | 208000 | 0 | 0 | 208000 | 3.7030 | 208000 | 0 | 208000 | 3.7030 | 0 | 3.7030 | 0 | 0.0000 | NA | 116 | |
| | DHARMESH KUMAR AGARWAL | ACGPA0370D | 1 | 206500 | 0 | 0 | 206500 | 3.6763 | 206500 | 0 | 206500 | 3.6763 | 0 | 3.6763 | 0 | 0.0000 | NA | 206 | |
| | SWETA AGARWAL | AFWPA1377D | 1 | 177750 | 0 | 0 | 177750 | 3.1645 | 177750 | 0 | 177750 | 3.1645 | 0 | 3.1645 | 0 | 0.0000 | NA | 177 | |
| | SARITA AGARWAL | AEOPA1824Q | 1 | 116900 | 0 | 0 | 116900 | 2.0812 | 116900 | 0 | 116900 | 2.0812 | 0 | 2.0812 | 0 | 0.0000 | NA | 116 | |
| | RISHI NAHATA | AFLPN5679N | 1 | 100000 | 0 | 0 | 100000 | 1.7803 | 100000 | 0 | 100000 | 1.7803 | 0 | 1.7803 | 0 | 0.0000 | NA | 100 | |
| | Hitesh Kumar Agarwal | AACHH2539F | 1 | 75000 | 0 | 0 | 75000 | 1.3352 | 75000 | 0 | 75000 | 1.3352 | 0 | 1.3352 | 0 | 0.0000 | NA | 75 | |
| | Dharmesh Kumar Agarwal | AADHD8186K | 1 | 75000 | 0 | 0 | 75000 | 1.3352 | 75000 | 0 | 75000 | 1.3352 | 0 | 1.3352 | 0 | 0.0000 | NA | 75 | |
| (b) | NBFCs registered with RBI | | | | | | | | | | | | | | | | | | |
| (c) | Employee Trusts | | | | | | | | | | | | | | | | | | |


| | Category & Name of the Shareholders (I) | PAN (II) | Nos. of shareholders (III) | No. of fully paid up equity shares held (IV) | Partly paid-up equity shares held (V) | Nos. of shares underlying Depository Receipts (VI) | Total nos. shares held (VII)=(IV)+(V)+(VI) | Shareholding % calculated as per SCRR, 1957) As a % of (A+B+C2) (VIII) | Number of Voting Rights held in each class of securities (IX) | | | No of shares Underlying outstanding convertible securities (including Warrants) (X) | Shareholding as a % assuming full conversion of convertible securities (as a percentage of diluted share capital) (XI)=(VII)+(X) As a % of A+B+C2) | Number of Locked in shares (XII) | | Number of shares pledged otherwise encumbered (XIII) | | | Number of equity shares held in dematerialized form (XIV) |
|-----|--|----------|----------------------------|--|---------------------------------------|--|--|--|---|---------|-------------------------------------|---|--|----------------------------------|---------------------------------|--|--|-----|---|
| | | | | | | | | | No of Voting Rights | | Total as a % of Total Voting rights | | | No. (a) | As a % of total shares held (b) | No. (Not applicable) (a) | As a % of total shares held (Not applicable) (b) | | |
| | | | | | | | | | Class x | Class y | | Total | | | | | | | |
| (d) | Overseas Depositories (holding DRs) (balancing figure) | | | | | | | | | | | | | | | | | | |
| (e) | Any Other (specify) | | | | | | | | | | | | | | | | | | |
| | Bodies Corporate | | 30 | 829489 | 0 | 0 | 829489 | 14.7675 | 829489 | 0 | 829489 | 14.7675 | 0 | 14.7675 | 0 | 0.0000 | NA | | |
| | MALSISAR CONVERTING MACHINERY PVT LTD | | 1 | 550000 | 0 | 0 | 550000 | 9.7917 | 550000 | 0 | 550000 | 9.7917 | 0 | 9.7917 | 0 | 0.0000 | NA | | |
| | EXCELLENT MERCHANTS P LTD | | 1 | 60000 | 0 | 0 | 60000 | 1.0682 | 60000 | 0 | 60000 | 1.0682 | 0 | 1.0682 | 0 | 0.0000 | NA | | |
| | Foreign National | | 1 | 630 | 0 | 0 | 630 | 0.0112 | 630 | 0 | 630 | 0.0112 | 0 | 0.0112 | 0 | 0.0000 | NA | | |
| | Sub Total | | 822 | 2483760 | 0 | 0 | 2483760 | 44.2186 | 2483760 | 0 | 2483760 | 44.2186 | 0 | 44.2186 | 0 | 0.0000 | NA | 968 | |
| | Total Public Shareholding (B)=(B)(1)+(B)(2)+(B)(3) | | 835 | 2488430 | 0 | 0 | 2488430 | 44.3018 | 2488430 | 0 | 2488430 | 44.3018 | 0 | 44.3018 | 0 | 0.0000 | NA | 968 | |




| | Category & Name of the Shareholders (I) | PAN (II) | No of shareholders (III) | No. of fully paid up equity shares held (IV) | Partly paid-up equity shares held (V) | Nos. of shares underlying Depository Receipts (VI) | Total nos. shares held (VII)=(IV) + (V)+(VI) | Shareholding % calculated as per SCRR, 1957) As a % of (A+B+C2) (VIII) | Number of Voting Rights held in each class of securities (IX) | | | | No of shares Underlying outstanding convertible securities (including Warrants) (X) | Total Shareholding as a % assuming full conversion of convertible securities (as a percentage of diluted share capital) (XI)=(VII)+(X) As a % of A+B+C2) | Number of Locked in shares (XII) | | Number of shares pledged or otherwise encumbered (XIII) | | Number of equity shares held in dematerialized form (XIV) |
|-----|--|----------|--------------------------|--|---------------------------------------|--|--|--|---|---------|-------|-------------------------------------|---|--|----------------------------------|---------------------------------|---|---------------------------------|---|
| | | | | | | | | | No of Voting Rights | | | Total as a % of Total Voting rights | | | No. (a) | As a % of total shares held (b) | No. (a) | As a % of total shares held (b) | |
| | | | | | | | | | Class x | Class y | Total | | | | | | | | |
| (1) | Custodian / DR Holder | | | | | | | | | | | | | | | | | | |
| (2) | Employee Benefit Trust (under SEBI (Share based Employee Benefit) Regulations, 2014) | | | | | | | | | | | | | | | | | | |
| | Total Non Promoter - Non Public Shareholding (C)=(C)(1)+(C)(2) | | | 0 | 0 | 0 | 0 | 0.0000 | 0 | 0 | 0 | 0.0000 | 0 | 0.0000 | 0 | 0.0000 | NA | NA | 0 |



| | Category & Name of the Shareholders (I) | PAN (II) | No of shareholders (III) | No. of fully paid up equity shares held (IV) | Partly paid-up equity shares held (V) | Nos. of shares underlying Depository Receipts (VI) | Total nos. shares held (VII)=(IV) + (V)+(VI) | Shareholding % calculated as per SCRR, 1957) As a % of (A+B+C2) (VIII) | Number of Voting Rights held in each class of securities (IX) | | | | No of shares Underlying outstanding convertible securities (including Warrants) (X) | Total Shareholding as a % assuming full conversion of convertible securities (as a percentage of diluted share capital) (XI)=(VII)+(X) As a % of A+B+C2) | Number of Locked in shares (XII) | | Number of shares pledged or otherwise encumbered (XIII) | | Number of equity shares held in dematerialized form (XIV) |
|-----|--|----------|--------------------------|--|---------------------------------------|--|--|--|---|---------|-------|-------------------------------------|---|--|----------------------------------|---------------------------------|---|---------------------------------|---|
| | | | | | | | | | No of Voting Rights | | | Total as a % of Total Voting rights | | | No. (a) | As a % of total shares held (b) | No. (a) | As a % of total shares held (b) | |
| | | | | | | | | | Class x | Class y | Total | | | | | | | | |
| (1) | Custodian / DR Holder | | | | | | | | | | | | | | | | | | |
| (2) | Employee Benefit Trust (under SEBI (Share based Employee Benefit) Regulations, 2014) | | | | | | | | | | | | | | | | | | |
| | Total Non Promoter - Non Public Shareholding (C)=(C)(1)+(C)(2) | | 0 | 0 | 0 | 0 | 0 | 0.0000 | 0 | 0 | 0 | 0.0000 | 0 | 0.0000 | 0 | 0.0000 | NA | NA | 0 |



| | Category & Name of the Shareholders (I) | PAN (II) | No of shareholders (III) | No. of fully paid up equity shares held (IV) | Partly paid-up equity shares held (V) | Nos. of shares underlying Depository Receipts (VI) | Total nos. shares held (VII)=(IV) + (V)+(VI) (VIII) | Shareholding % calculated as per SCRR, 1957) As a % of (A+B+C2) (VIII) | Number of Voting Rights held in each class of securities (IX) | | | Total as a % of Total Voting rights | No of shares Underlying outstanding convertible securities (including Warrants) (X) | Total Shareholding as a % assuming full conversion of convertible securities (as a percentage of diluted share capital) (XI)=(VII)+(X) As a % of A+B+C2) | Number of Locked in shares (XII) | | Number of shares pledged or otherwise encumbered (XIII) | | Number of equity shares held in dematerialized form (XIV) |
|-----|--|----------|--------------------------|--|---------------------------------------|--|---|--|---|---------|-------|-------------------------------------|---|--|----------------------------------|--------------------------|---|--------------------------|---|
| | | | | | | | | | No of Voting Rights | | | | | | As a % of total shares held (b) | No. (Not applicable) (a) | As a % of total shares held (b) | No. (Not applicable) (a) | |
| | | | | | | | | | Class x | Class y | Total | | | | | | | | |
| (1) | Custodian / DR Holder | | | | | | | | | | | | | | | | | | |
| (2) | Employee Benefit Trust (under SEBI (Share based Employee Benefit) Regulations, 2014) | | | | | | | | | | | | | | | | | | |
| | Total Non Promoter - Non Public Shareholding (C)=(C)(1)+(C)(2) | | | 0 | 0 | 0 | 0 | 0.0000 | 0 | 0 | 0 | 0.0000 | 0 | 0.0000 | 0 | 0.0000 | NA | NA | 0 |



CHALLAN

From:
MAHESHWARI DATAMATICS PVT. LTD.
23 R.N.MUKHERJEE ROAD, 5TH FLOOR
KOLKATA - 700001
Phone : 2248-2248/2243-5029
Email: mdpldc@yahoo.com

To:
KAMARHATTY COMPANY LTD
16A, BRABOURNE ROAD
KOLKATA
-
700001

Shareholding Pattern as on 30/09/2018
Investors' Grievance Report for quarter ended 30/09/2018
Balance Confirmation Certificate
Compliance Certificate U/S 7(3)
Clause 54(5) Confirmation
Distribution Schedule both in value and in numbers

Date: 03/10/2018

For MAHESHWARI DATAMATICS PVT. LTD.



CHALLAN


From:
MAHESHWARI DATAMATICS PVT. LTD.
23 R.N.MUKHERJEE ROAD, 5TH FLOOR
KOLKATA - 700001
Phone : 2248-2248/2243-5029
Email: mdpldc@yahoo.com

To:
KAMARHATTY COMPANY LTD
16A, BRABOURNE ROAD
KOLKATA
-
700001

Shareholding Pattern as on 30/09/2018
Investors' Grievance Report for quarter ended 30/09/2018
Balance Confirmation Certificate
Compliance Certificate U/S 7(3)
Clause 54(5) Confirmation
Distribution Schedule both in value and in numbers

Date: 03/10/2018

For MAHESHWARI DATAMATICS PVT. LTD.



| | | | | | |
|---------------------------------------|-------------------------------|----------------|-------------------|----------------|--|
| MARHATTY COMPANY LTD | | | | | |
| Shareholding Summary as on 30/09/2018 | | | | | |
| | As per Folio/Client Id | | As per PAN | | |
| Form | No of Records | No of Shares | No of Records | No of Shares | |
| PHYSICAL | 638 | 3238717 | 636 | 3238717 | |
| NSDL | 225 | 2378283 | 216 | 2378283 | |
| CDSL | 0 | 0 | 0 | 0 | |
| TOTAL | 863 | 5617000 | 852 | 5617000 | |

